

## Declaration of Conformity

We, Manufacturer/Importer

**AirLive Technology Corporation**  
4F, No.132, Lane 235, Baoqian Rd., Xindian Dist.,  
New Taipei City 23145, Taiwan

Declare that the product

**6-Port SOHO 2.5G Switch with 2x10G SPF+  
Live-2TX402**

**6-Port SOHO 2.5G Switch with 1x10G SPF+  
Live-2TX501**

**9-Port SOHO 2.5G Switch with 1x10G SPF+  
Live-2TX801**

is in conformity with

In accordance with 2014/30/EU and 2014/35/EU Directive


Clause	Description
■ EN 55032:2015+A11:2020	Electromagnetic compatibility (EMC)
■ EN 62368-1:2014+A11:2017	Electromagnetic compatibility (LVD)

■ CE marking




### Manufacturer/Importer


Name : A van Rossem Position/ Title : Product Manager  
Place : Republic of China (Taiwan) Date : December 2023



Live-2TX402



Live-2TX501



Live-2TX801

## Regulatory Approvals

### ● CE Statement

This product complies with the 2014/30/EU and 2014/35/EU directives, including the following safety and EMC standards:

- EN 55032:2015+A11:2020  
Electromagnetic compatibility (EMC)
- EN IEC 61000-3-2:2019  
Electromagnetic compatibility (EMC)
- EN 61000-3-3:2013+A1:2019  
Electromagnetic compatibility (EMC)
- EN 55035:2017+A11:2020  
Electromagnetic compatibility (EMC)
- EN 62368-1:2014+A11:2017  
Electromagnetic compatibility (LVD) - Safety

### ● CE Marking Warning

This is a Class A product. In a domestic environment this product may cause radio interference in which case the user may be required to take adequate measures.

### ● FCC 47 CFR Part 15 Subpart B (Class A), ANSI C63.4:2014

This equipment has been tested and found to comply with the limits for a Class A digital device, pursuant to part 15 of the FCC Rules. These limits are designed to provide reasonable protection against harmful interference when the equipment is operated in a commercial environment. This equipment generates, uses, and can radiate radio frequency energy and, if not installed and used in accordance with the instruction manual, may cause harmful interference to radio communications. Operation of this equipment in a residential area is likely to cause harmful interference in which case the user will be required to correct the interference at his own expense.

### ● RoHS Statement

This product complies with RoHS directive 2011/65/EU and amendment Commission Delegated Directive (EU)2015/863.

- IEC 62321-3-1:2013
- IEC 62321-5:2013
- IEC 62321-4:2013+AMD1:2017
- IEC 62321-7-1:2015
- IEC 62321-7-2:2017
- IEC 62321-6:2015
- IEC 62321-8:2017



airlive®

[www.airlive.com](http://www.airlive.com)

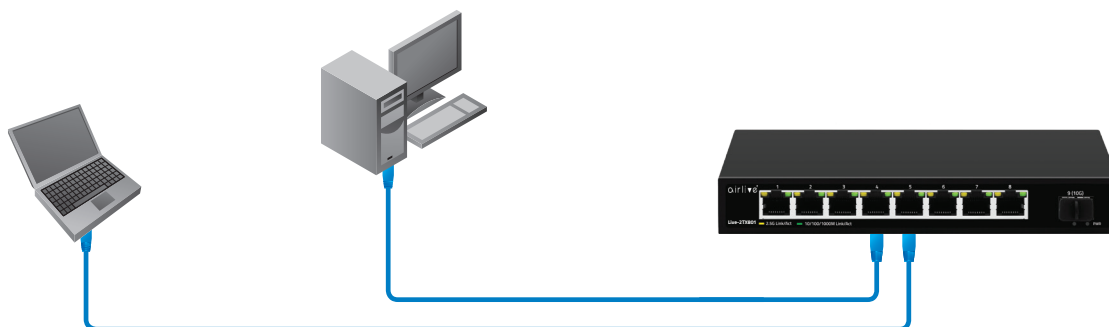
Live-2TX402, Live-2TX501, Live-2TX801

SOHO 2.5G Switch with 10G SFP+

[Quick Setup Guide](#) ▶

## ▼ Installation Steps

Figure A



## LED DEFINITIONS

<b>Power</b>	Red ON	Power is on and normal.
	Red Off	The switch is not receiving power.
<b>Port RJ-45</b>	Green	10/100/1000M Link/Act.
	Yellow	2.5G Link/Act.
<b>Port Fiber</b>	Green ON	Link connected.

**EN** English

### Installation Step:

1. Remove the switch and accessories from the package.
2. Connect power to the switch. Make sure that "Power" LED is on.
3. Check the Port LED indicator status. When a device is connected the port light up.
4. For more product information visit [www.airlive.com](http://www.airlive.com).